


November 2009 PBNA Alley Survey Results Summary





1. If you regularly use one of the PBNA area alleys, please indicate which one.

West Canton and West Brookline		20	27%
West Brookline and Pembroke		13	18%
Pembroke and West Newton		29	40%
West Newton and Rutland Square		11	15%
Total		73	100%








2. When considering the alley that you use most often, how would you rate the current condition of the alley surface?

Excellent		0	0%
Good		1	1%
Average		15	21%
Fair		22	30%
Poor		35	48%
Total		73	100%







3. For the alley that you use, what, if any, work do you think is most appropriate for the PBNA to pursue? (Please note that not all approaches may be feasible, but we'd like to gauge your sentiments)

Paving		33	46%
Grade the current surface periodically		36	50%
Continue with ad-hoc, manual tilling and filling of potholes		14	19%
No work is needed		1	1%


4. For the past several years, the alleys have been maintained by a very small group of volunteers, funded via donations by neighbors. If your favored solution was followed for your alley, and assuming the city will not pay for the work on these private alleys, how much do you think would be reasonable for each user to donate towards this work?

\$1000 or more per residence or car		6	8%
\$500-\$1000		10	14%
\$250-\$500		17	24%
\$100-\$250		19	26%
\$50-\$100		7	10%
\$5-\$50		3	4%
No thanks. I already pay taxes.		10	14%
Total		72	100%



5. Would you be willing to volunteer to help with alley maintenance? Please check all that apply.

Yes, I would consider helping with fund-raising		10	14%
Yes, I would consider helping to organize the work or coordinate with neighbors, engineers, or city officials (please make a note below if you have experience as an engineer, contractor, or related field)		13	18%
Yes, I would consider doing manual labor on alley repair		22	31%
Yes, I can contribute for another task		13	18%
Sorry, I'm just too busy to volunteer.		27	38%
Other, please specify. Also use this space to note your contact info and any special skills that may help with alley maintenance. View Responses		7	10%

6. Do you have a parking spot in an alley?

Yes		64	86%
No		10	14%
Total		74	100%

7. Do you enter and exit your building via a rear door through one of the alleys?

Yes		50	68%
No		24	32%
Total		74	100%